


# Let's Draw with Tina

Snail



Created by

Tina Mation

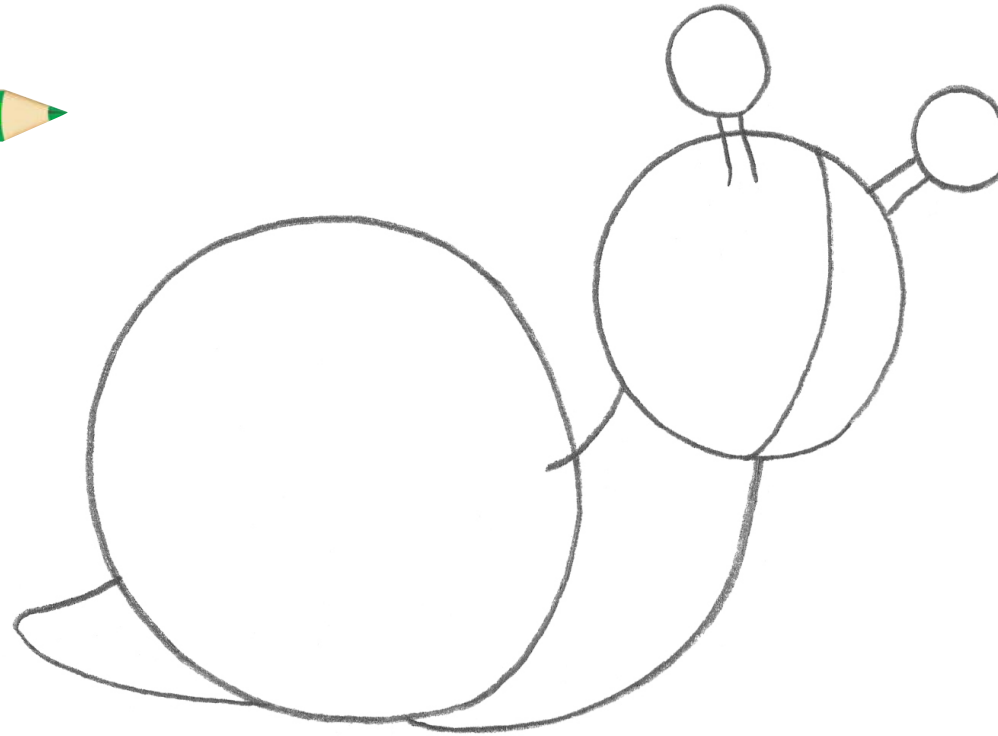


# Let's Draw with Tina



## Snail

Step One



Use your pencil to draw the outline shapes for your character.




# Let's Draw with Tina



## Snail

Step Two



Draw the important details




# Let's Draw with Tina



## Snail

Step Three



Use a black felt-tipped pen to finish your drawing. Erase the pencil lines you don't need.




# Let's Draw with Tina



## Snail

Step Four



Finally you can add colour to your snail.



